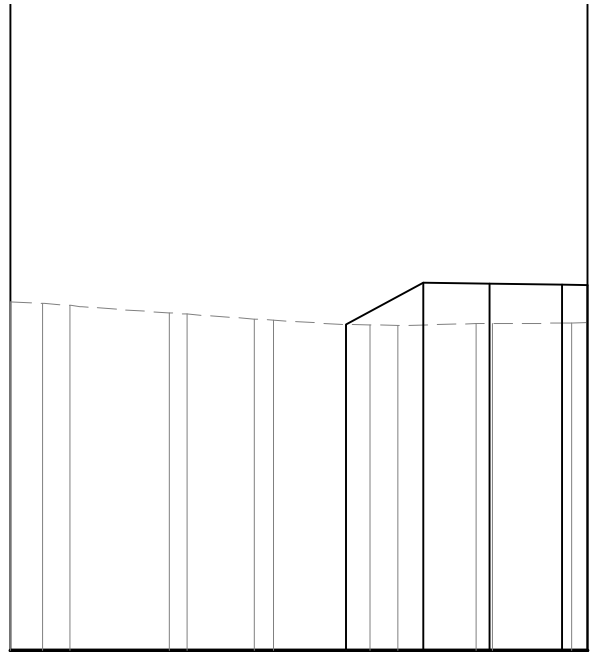
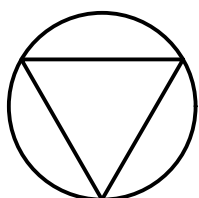


LP1
 Horizontale schaal 1/500
 Verticale schaal 1/100
 Vergelijkingsvlak 30.00m T.A.W.



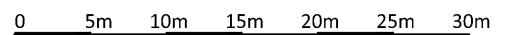
Profielnummer
Bestaande hoogte
Cumulafstand
Ontworpen hoogte
Tussenafstand
Verticaal verloop

	0.00	5.00	10.00	15.00	20.00	25.00	30.00	35.00	38.19
	34.61	34.54	34.47	34.40	34.34	34.30	34.32	34.33	34.34
					34.31	34.87	34.85	34.84	34.83
						5.11m	4.39m	4.71m	1.71m
						-10.9‰	-3‰	-3‰	3‰



Referentiepeil
 0m TAW
 Alle peilen volgens TAW

Schaal: 1/500



Schaal: 1/100

